




Simmo The Monkey Activity Sheet

"Simmo the Monkey" encourages children to learn about their quest for knowledge, the need to gather information and the genuine love of learning. These activities have been designed to explore different aspects of the I1 Intelligence Centre.

You may need to offer encouragement to your child to help them complete the activities. Praise their efforts and be patient as they may need to work out their responses and how they are feeling. If they don't feel like doing an activity then you can come back to it another day.


It is a good idea for you and your child to complete the activities together so then you will both be on a learning journey. To help your child do the activities, remember to share how you are feeling and thinking while you are doing them.

When you see this symbol  explore with your child how they think, how they feel and how their body responds, in relation to the activity.



We trust you and your children will find this journey as rewarding as we have!

Simmo the Monkey Activities:

Page 1

1. Tell me all the things you can see when you look at your world. 


Page 2

2. Tell me anyone else you know that has big eyes.
3. Look at your eyes in a mirror. Tell me about your eyes. 
4. Think of a time when you like to sit and watch. What do you like to sit and watch? 


Page 3

5. Think of a time when you like to look and listen. What do you like to look at and listen to?
6. Tell me something you learnt today. Tell me something you would like to learn about.

Page 4

7. Count the number of nuts in the tree that 'Simmo' is looking at. 

Page 5


8. Tell me all the things you can see in the picture. Tell me some things that you can't see in the picture.
9. How many monkeys in the picture are crushing the nuts? 
10. What is your favourite thing to eat? What is something you really don't like to eat and tell me why you don't you like to eat it?




Simmo The Monkey

Activity Sheet


Continued... Page 2

When you see this symbol  explore with your child how they think, how they feel and how their body responds, in relation to the activity.


Page 6

11. Tell me about a time you have watched people doing something.
12. What did you learn when you were watching the people? 


Page 7

13. Look around you. Find three things that are different sizes. 
14. Look around you (*you might want to go outside too!*) Find four things that are different shapes.
15. Let's go on a leaf treasure hunt to see how many different shaped leaves you can find.


Page 8

16. Tell me about the patterns you can see on different leaves. 
17. If you slowly pour water on to the leaves what can you see happen? Tell me about the water patterns that form when you pour water on the different leaves.

Page 9

18. What do you notice if you take a teaspoon of water and a tablespoon of water then drip them onto concrete? Do they make the same size puddle?
19. What happens if you put one leaf in a bucket of water? Does it sink or float? If you put more leaves on top what can you see? 

Page 10

20. Go for a walk in your backyard or the park. Count how many big branches you can find.
21. How many tall branches can you see? Now look at another tree. Are there taller branches in that tree?
22. Can you see any birds or animals on the bigger branches? Can you see any bird's nests? 


Page 11

23. Get a small branch and press on it gently. Does it bend? Now press on it very firmly. What happens?



Simmo The Monkey Activity Sheet



Continued... Page 3

When you see this symbol  explore with your child how they think, how they feel and how their body responds, in relation to the activity.


Page 11 continued...

24. Find a thick branch and a thin branch. Which is the strongest branch? Why and what can you see?

Page 12

25. Tell me something you love to learn. 
26. Some children like to find out about how things work, like how pictures get inside the television. Do you like to find out how things work? 

Page 13

27. Look around the room for 1 minute. Now close your eyes. Tell me all the things you can remember. Now open your eyes, is there anything else you can see?
28. Tell me something about when you were little. How did you remember that? 

We trust you and your children are finding this journey as rewarding as we have!